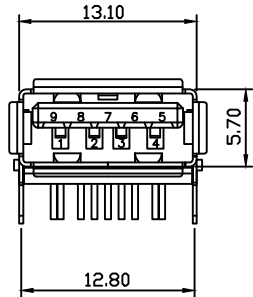


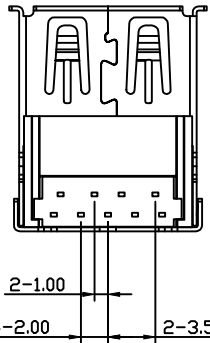
14.60



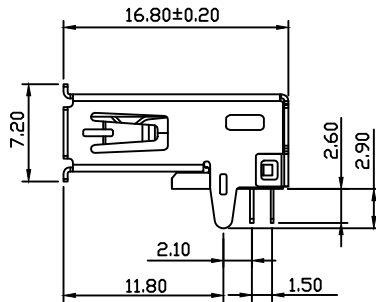
13.10

5.70

12.80



2-1.00
4-2.00
2-3.50



16.80±0.20

7.20

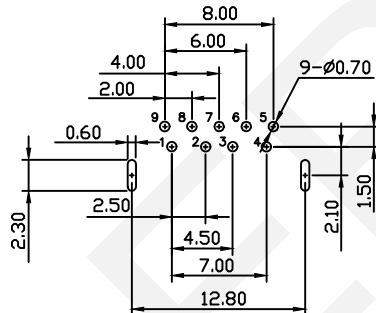
2.60

2.90

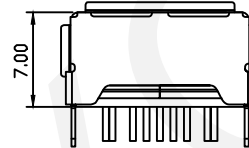
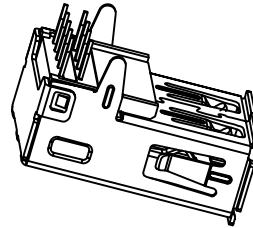
2.10

11.80

1.50



RECOMMENDED PCB LAYOUT
TOLERANCE:±0.05mm



PIN Number	Signal Name
PIN 1	Vbus
PIN 2	D-
PIN 3	D+
PIN 4	GND
PIN 5	StdA-SSRX-
PIN 6	StdA-SSRX+
PIN 7	GND-DRAIN
PIN 8	StdA-SSTX-
PIN 9	StdA-SSTX+
SHELL	GND

Notes:

1.Material:

Housing:PBT Blue

Contact:Brass(H65 T=0.20&0.25mm)

Shell:Cold Rolled Iron(SPCC T=0.30mm)

2.Plating:

Terminal:Ni Plating Over All,

Tin Plating On Solder Area

Au G/Fu*On Contact Area

Shell: Ni Plating Over All

3.Electrical:

Voltage Rating:30V DC

Current Rating:15A

Contact Resistance:30mΩ Max

Withstand Voltage:100V AC Rms 50(60)Hz 1 min

Insulation Resistance:100MΩ Min @500V DC

4.Mechanical:

Mating Force:35N Max

Unmating Force:5~35N

Operating Life:1500 Cycles Min

5 Environmental:

Storage Temperature Range:-40°C+85°C

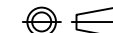
Operation Temperature Range:-25°C+70°C

NINGBO ERYCO ELECTRONIC CO.,LTD

UNITS:mm	SHEET SIZE: A4	SCALE:---	DRWN BY PAN
0~3	3~18	18~50	50~120
±0.12	±0.15	±0.3	±0.5
CHK'D BY FENG		APPR BY ZHAN	

USB 3.0 Connectors DIP 90 A Female 9P

THIRD ANGLE PROJECTION



ERYAY021