

1 2 3 4 5 6 7 8 9

A

B

C

D

E

F

A

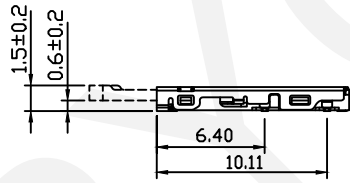
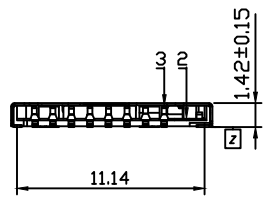
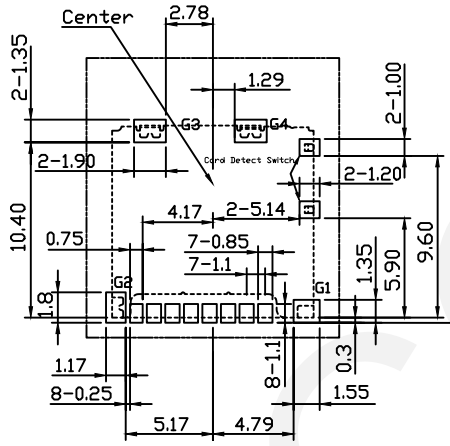
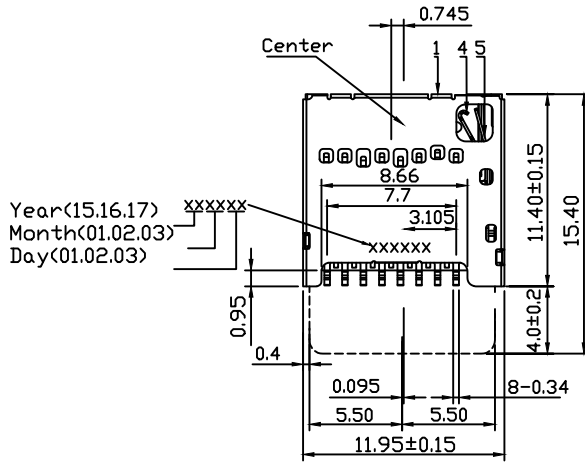
B

C

D

E

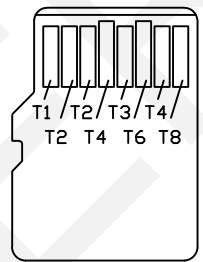
F



Micro SD CARD PIN-MAP

Pin Number	Description
T1	DAT2
T2	CD/DAT3 ²
T3	CMD
T4	V _{oo}
T5	CLK
T6	V _{ss}
T7	DAT0
T8	DAT1

Micro SD Card(Back View)



Material:
 1.Metal Shell.
 Stainless Steel Nickel Overall 50u"
 2.Housing: Liquid Crystal Polymer
 Black Color UL94V-0
 3.Contact Terminals:Phosphor Bronze
 Contact:Gold Flash
 Solder Tail:Gold 1u" Min
 Under Plated Nickel 50u"
 4.Detect Terminal:Phosphor Bronze
 Contact:Gold Flash
 Solder Tail:Gold 1u" Min
 Under Plated Nickel 50u"
 5.Switch Terminal:Phosphor Bronze
 Contact:Gold Flash
 Solder Tail-Gold 1u" Min
 Under Plated Nickel 50u"
 Coplanarity Of Solder Tails:0.1mm Max.
 Misalignment Of Solder Tail From"Z"
 Upper Direction 0.05mm Max,
 Lower Direction 0.1mm Max.

Card Insertion Conation	Card Detect Switch	Circuit Switch Terminal Detect Terminat
Without Card	Open	
Card Insertion	Close	

G

NINGBO ERYCO ELECTRONIC CO.,LTD

UNITS:mm	SHEET SIZE: A4	SCALE:---	DRWN BY PAN
0~3	3~18	18~50	50~120
±0.12	±0.15	±0.3	±0.5
CHK'D BY FENG		APPR BY ZHAN	

Micro SD No Push 1.42 Hight	
THIRD ANGLE PROJECTION	ERYAYF-015

1 2 3 4 5 6 7 8 9

G