

Circuit Diagram

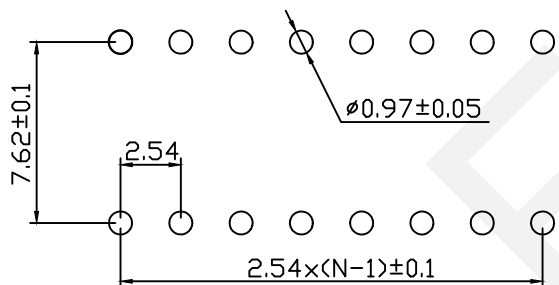
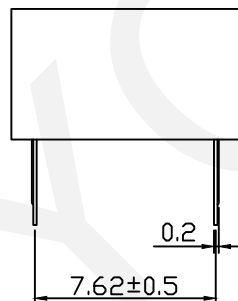
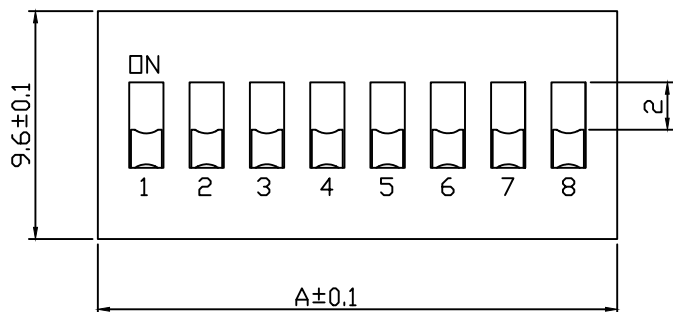
Order Information

ERYGYSTR-08-R-0 0

- Packaging: 0=Tube;1=Tape
- 0:Non-Sealed ;1:With Sealed
- Color:R=Red,B=Blue,N=Black
- Number Of Pos(01~12)
- Recessed Type Dip Switch

Material:

- Cover: PBT Plastic (Red Or Blue)
- Base: PBT Plastic (Black)
- Operator: Pom Plastic (White)
- Stock: Epoxy Resin Potting
- Terminal: Tin Plated Phosphor Bronze,
- Contact:Half Gold/Sn
- Sealing Tape: Polyimide KAPTON
- Switching Characteristics:
- Switch Capacity: 25mA At 24VDC
- Insulation Resistance:100MΩ At 250VDC
- Contact Resistance: 50mΩ max.
- Insulation Strength: 500VAC/1min
- Operation Force :1000gf Max.
- Electrical Life: 2000 Times
- Operation Temp:-20°C~+70°C



Welding Requirements:

- Manual Welding:320 Degrees C No More Than 2 Seconds.(30 Watt Iron Max.)
- Wave Soldering:260 Degrees C No More Than 5 Seconds,In The Welding And Cleaning Process Switch Is Open State

Model No	No. Pos.	A
ERYGYSTR-01	1	4.10
ERYGYSTR-02	2	6.64
ERYGYSTR-03	3	9.18
ERYGYSTR-04	4	11.72
ERYGYSTR-05	5	14.26
ERYGYSTR-06	6	16.80
ERYGYSTR-07	7	19.34
ERYGYSTR-08	8	21.88
ERYGYSTR-09	9	24.42
ERYGYSTR-10	10	26.96
ERYGYSTR-12	12	32.04

NINGBO ERYCO ELECTRONIC CO.,LTD

UNITS:mm	SHEET SIZE: A4		SCALE:---	DRWN BY PAN
0~3	3~18	18~50	50~120	CHK'D BY FENG
±0.12	±0.15	±0.3	±0.5	APPR BY ZHAN

SPST Standary Slide Type Half Gold/Sn

THIRD ANGLE PROJECTION



ERYGYSTR